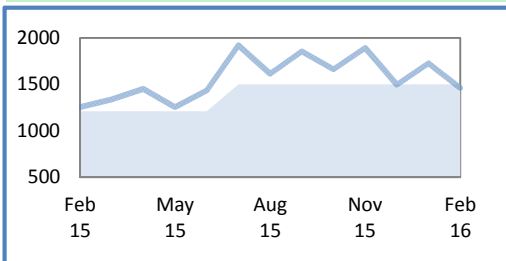
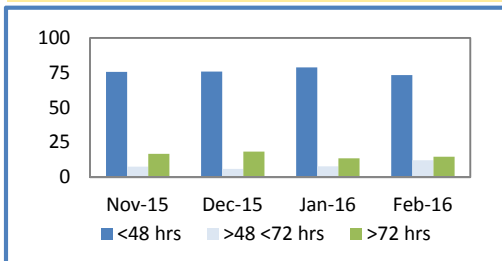


KPIs - Education, Enforcement and Ease of use

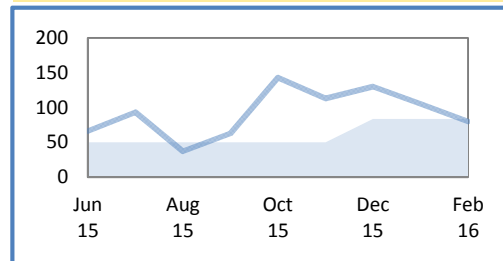
Number of fly-tip incidents confirmed



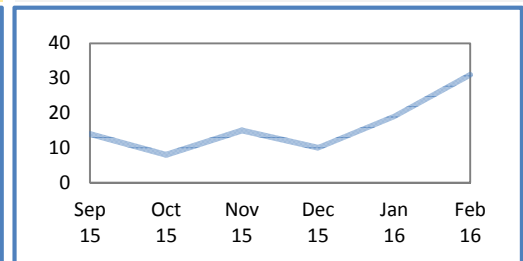
% Fly-tips cleared in target time



FPNs issued for environmental offences



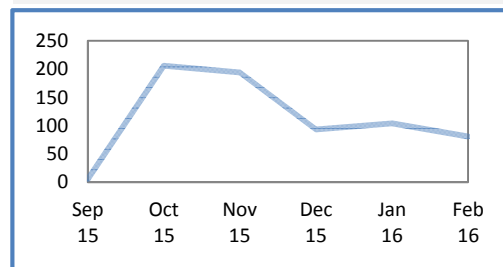
Investigations of environmental offences



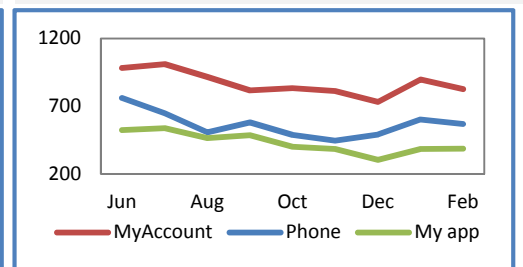
Progress and status to date

Ref	Indicator	Target	Dec-15	Jan-16	Feb-16
CG01a	Number of fly- tips incidents confirmed	1500	1495	1727	1463
CG02	% fly-tips cleared in 48 hours	80	75.9	78.8	73.3
CG04	Environmental (All) FPN issues	83	130	105	80
CG06	Investigations of env. offences		10	19	31
CG07	Successful prosecutions for env. Off.		0	18	0
CG07a	Total prosecutions to date		64	82	82
CG08	Duty of care visits		93	104	81
CG08a	Total 'duty of care visits' to date		1170	1274	1355
CG11	Total followers on DMWCroydon		257	263	266
CG12	Total Community Champion reg.		270	272	275
CG13	Total Community clear-up events		55	60	64

Duty of Care visits



Customer fly-tip reports by channel



Highlights this period

- ❖ The February figure for confirmed fly-tip incidents (1,463) is just below the target threshold and is lowest monthly total since Jun 15
- ❖ 80 FPNs were issued including 22 for fly-tipping offences - just below the target
- ❖ A further 81 duty of care visits were carried out this month leading to the issue of 36 Section 34 notices
- ❖ A further 4 community clear-up events, involving 46 residents and 22 Purley Cubs, took place at Brierley Close South Norwood, Footpath 757 Greville Ave Selsdon, Pinewoods to Bridle Road Purley Park Road and Brancaster Lane, Riddlesdown Road, Mitchley Avenue, Buttermere Gardens and Honister Heights.

Focus for future action

- ❖ Continue to review street cleaning and street bin provision to focus on the fly-tip hot spots and district centres and improve facilities for recycling in those flats/areas where these are limited
- ❖ Deliver multi-agency enforcement led operations to tackle fly-tip hot spots using the full range of interventions including prosecution
- ❖ Trialling time banded waste collection on Thornton Heath High Street so that residential and trade waste is only put out between 6pm and 9am. If successful we will look to roll out in other areas.

Top issues and risks

- ❖ While the number of fly-tips incidents was 15% lower in February than previous month it was still 17% higher than the same period last year
- ❖ More responsive removal services may encourage more fly-tipping - this risk is being managed through enforcement action
- ❖ A review is currently underway to identify what further action is required to encourage greater reuse and recycling of waste and to reduce litter and fly-tipping in target areas.