



CROYDON
www.croydon.gov.uk

April 2025

Contents

Mayor's Business Plan 2022-26 & Foreword	Page 3-4
Climate Action in Croydon	Page 5
Council Emissions	Pages 6 - 9
Borough Emissions	Pages 10 - 12
Progress To Date <ul style="list-style-type: none">• Strategic Transport• Croydon Healthy Homes• Pensions and Economic Development• Waste and Recycling and Green Spaces• Parking• Biodiversity• Street Lighting• Housing	Pages 13 - 21
Aims/Actions for 2025/26	Page 22
Further Contact	Page 23

Mayor's Business Plan 2022-26

5. Priority: Lead action to reduce carbon emissions in Croydon

Tackling the Climate Emergency is vital, but it is not something we can do alone. The Council will lead a borough-wide partnership to secure external funding and focus efforts on driving down carbon emissions.

Embed	Embed climate adaptation and carbon reduction in the strategies of the Council and its key partners.
Drive	Drive a green economic recovery, developing skills and local retrofit capacity.
Develop	Develop a pipeline of retrofit projects and promote public transport and active travel.
Encourage	Encourage people, businesses, and partners to take action to reduce carbon emissions and tackle the climate emergency.
Lobby	Lobby government and the GLA for regulation and funding to scale up action.



Mayor's Foreword



As the Executive Mayor of Croydon, I am pleased to present Croydon's Carbon Report, which outlines our progress in addressing the challenge of climate change since I became Mayor. My Business Plan commits to leading efforts to reduce carbon emissions in the borough whilst integrating sustainability into our local planning. This report highlights the progress we have made and reaffirms our ongoing commitment to the targets set out in our Climate Action Plan, as we work towards delivering a greener and healthier Croydon.

This year, we have taken further steps to strengthen our efforts participating in the Local Area Energy Plan led by the Greater London Authority, partnering with the South London Partnership on retrofitting projects, and establishing initiatives such as the Sustainable Croydon Forum and the Green Business Network.

Our initiatives include the installation of over 400 electric vehicle charging points, the introduction of energy-efficient street lighting, and support for residents through the Croydon Healthy Homes programme.

This journey will require strong partnerships with residents, businesses, and community organisations. Through continued joint working, innovation, and accountability, we can ensure that our approach to tackling climate change is both effective and inclusive.

As we look ahead to 2025/26, I remain steadfast in my commitment to ensuring that Croydon plays its part in creating a sustainable future.

Jason Perry

Executive Mayor of Croydon

Climate Action in Croydon

- In July 2019, Croydon Council declared a climate emergency and established the Croydon Climate Crisis Commission, with assistance from the New Economics Foundation in developing a plan.
- This led to the creation of the Carbon Neutral Action Plan which was implemented in February 2022.
- In November 2023, two dedicated staff were employed to undertake the work outlined in the 2022 Action Plan and embarked on a discovery exercise of the Carbon Neutral Action Plan. A comprehensive review has been conducted, involving engagement with various Council departments to assess progress on the action items.



- Currently the plan is being updated with specific actions and timelines to incorporate new opportunities, address current challenges, and advance carbon reduction measures within the Council and the borough.
- This report, shaped by input from across the Council, provides an update on progress and supports transparency and ongoing action on climate change
- A refresh of the Carbon Neutral Action Plan is scheduled to be published in 2025/26.

Council Emissions



The data below shows the emissions for Croydon Council for the financial years 2019-20 to 2023-24.



The activities that the Council undertakes, directly or indirectly results in greenhouse gas emissions, particularly carbon dioxide which is the most significant greenhouse gas.



Council emissions are greenhouse gas emissions from within the Council's operations.



We have included Scope 1 and Scope 2 emissions and our baseline figures which is the financial year 2019- 2020.



Scope 1 Emissions - These are emission directly owned or controlled by the Council. This is mostly emissions from vehicles or heating.



Scope 2 Emissions - These are emissions linked to the electricity used by the Council in the Borough of Croydon.

Emissions Data for FY 2019-20 to FY 2023-24

Emissions Data per Financial Year (tCO2e)						
Scope	Emissions Type	2019/20	2020/21	2021/22	2022/23	2023/24
Scope 1	Heating	7,843	4,320	5,701	6,586	5,148
	Fugitive Emissions	0	35.75	0	0	17.875
	Authority's Fleet	1,013	452	420	459	440
Scope 2	Electricity	6,605	7,183	6,538	4,741	5,951
Total Emissions		15,461	11,991	12,658	11,787	11,557

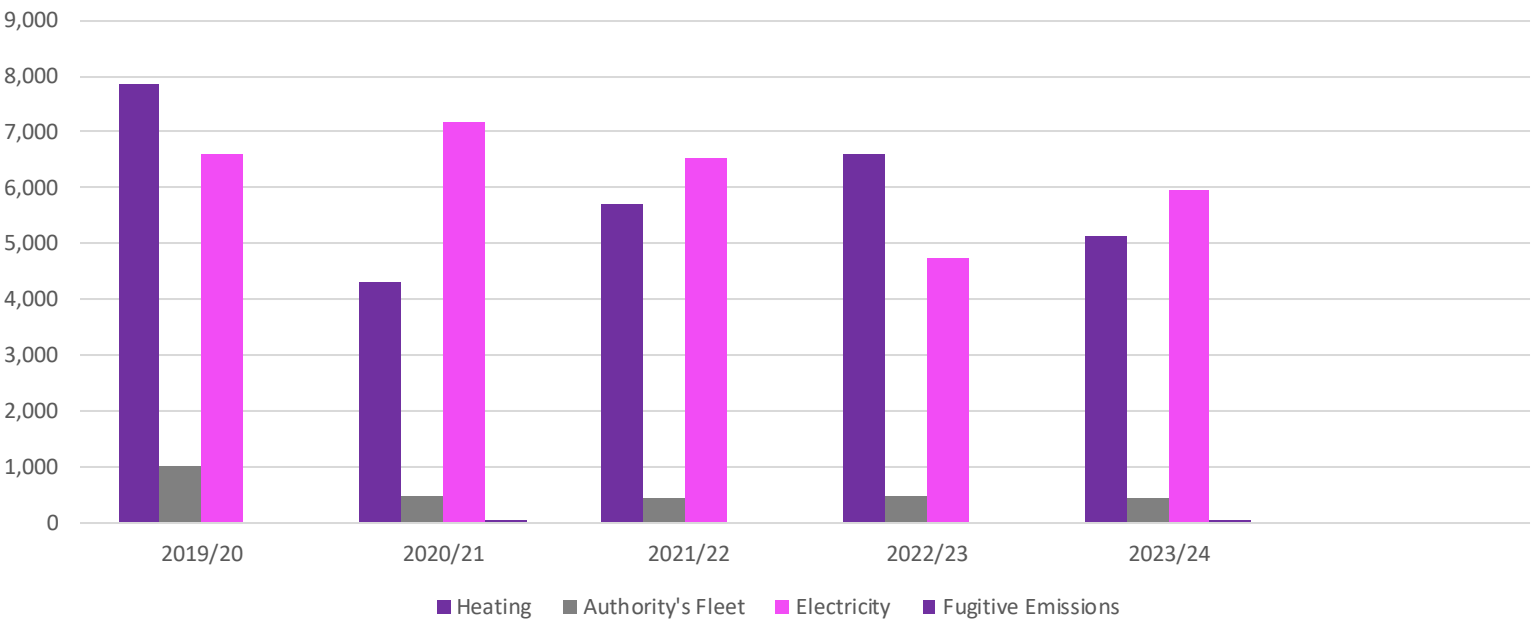
*2019/20 - This now forms the Council's baseline figure

*Some Authority Fleet emissions data are based on averages and/or assumptions

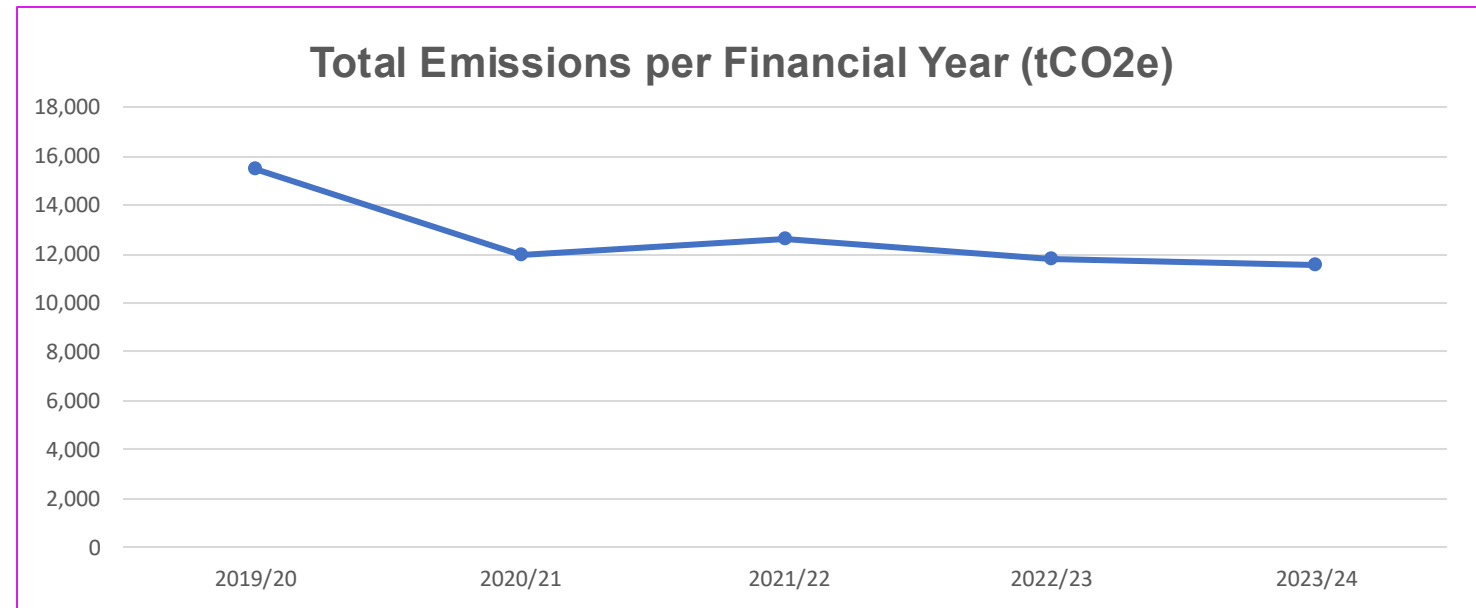
*Fugitive Emissions - gases or vapours that are released from pressurised equipment due to leaks, evaporation, or other unintended or irregular releases

**Emissions Data for
FY 2019-20 to
FY 2023-24**

Emissions Data per Financial Year (tCO2e)



**Emissions
Data for
FY 2019-20 to
FY 2023-24**




The graph above shows Croydon Council's total emissions produced from scope 1 and scope 2 emissions. Since 2019/20, there has been a 25.25% decrease in emissions and the average emissions equates to 12,691 (tCO₂e).

*tCO₂e stands for Tonnes of Carbon Dioxide Equivalent

Borough Emissions



The data below shows the total production-based carbon emissions for the Borough of Croydon for the calendar years 2019, 2020, 2021 and 2022.



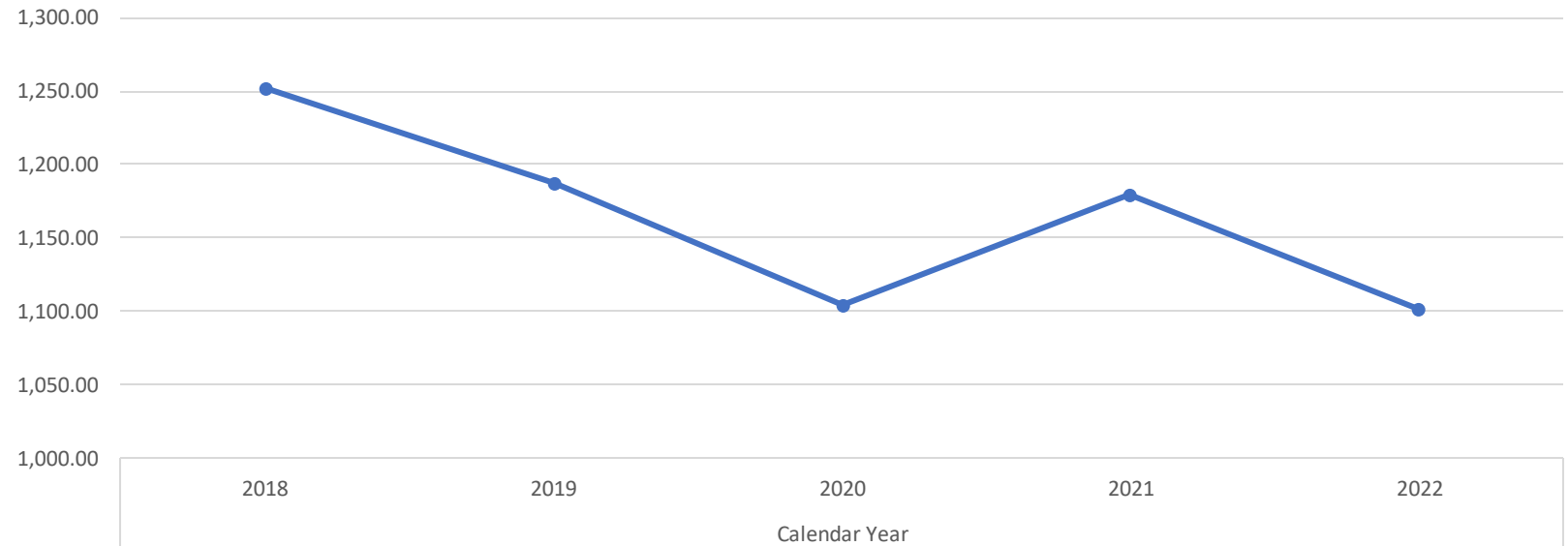
The data has been sourced from the Department for Business, Energy & Industrial Strategy (BEIS) data set, widely used by local authorities across the country.



The carbon emissions included in this data comes from industry, commercial, public sector, domestic, transport, LULUCF, agriculture and waste emissions.

**Emissions Data
for the Borough
of Croydon
2018 –2022
(calendar year)**

**Total Carbon Emissions for the Croydon Borough per Calendar Year
(kTCO₂e)**

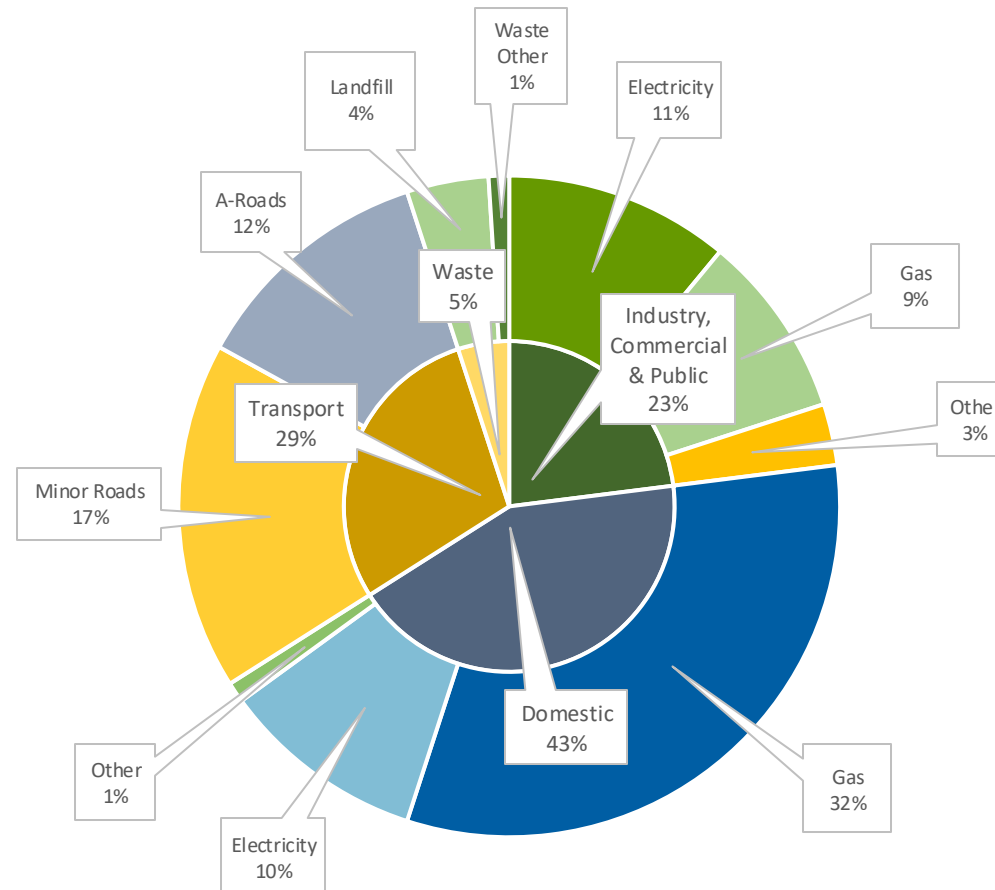


The graph above shows Croydon Council's total emissions across various sectors such as Industry, Commercial, Public Sector, Domestic & Transport etc. Since 2018, there has been a 12% decrease in emissions and the average emissions equates to 1,165 (kTCO₂e).

*kTCO₂e stands for Kilotonnes of Carbon Dioxide Equivalent

How Carbon Dioxide was Produced in 2022 Carbon Emissions (For the Borough of Croydon)

**Emissions Data
for the Borough
of Croydon
2022 (calendar
year)**

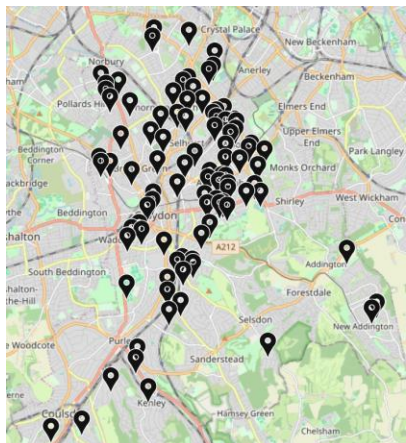


The graph above shows the breakdown of the carbon dioxide emissions across these various sectors (such as Industry, Commercial, Public Sector, Domestic & Transport etc) and shows that the biggest contributor in the Borough was from the domestic sector.

Progress To Date

- The Air Quality Delivery Plan has been presented to Cabinet highlighting our commitment to improving local air quality, which can help reduce carbon emissions through public awareness and promoting clean transportation and renewable energy.
- The Local Plan is under review and is being updated to meet the London Plan requirements. The London Plan include strategies to reduce carbon emissions and aim to create a low-carbon economy, improve air quality, and promote a sustainable urban environment, contributing significantly to London's carbon reduction efforts.
- The first phase of the Local Area Energy Plan is completed, and the Council intends to progress with phase 2 to develop pathways to decarbonisation
- We are working to publish our emissions data annually in June.
- The procurement strategy incorporates commitments to reducing carbon emissions. Additionally, the Council will report on supply chain emissions for the current financial year, alongside its annual emissions report.
- The Council has been working with schools within the borough on sustainability and grant funding and will continue to engage with schools on decarbonisation measures.
- The Council will continue to work with businesses on carbon reduction through the Green Business Network which is currently underway.

Progress To Date Continued - Strategic Transport



- Over 100 new electric vehicle charging points have been provided and funding allocated to deliver hundreds more.
- New electric vehicle charge points are being installed in the Borough with currently around 400 charge points available to the public. More are being introduced to meet the demand in electric vehicles and the government deadline of 2035 for the ban on new combustion engine vehicles.
- Our aim for 2025/26 is an EU Charge Strategy.



- 18 School Streets and 6 Healthy Neighbourhoods have been made permanent.



- Over 2,900 children and 900 adults have received cycle training, with 33 new cycle hangars provided for residents.

- £18.5m in Government Levelling Up Funding was secured to support delivery of a range of improvements in Croydon town centre, including public realm, walking and cycling.

your croydon News Archive ▾ Campaigns ▾ Your Croydon ▾ About ▾

Council successful in bid for £18.5m government funding to transform town centre

A project to transform Croydon town centre and restore pride is set to receive £18.5m of government funding following a successful bid by Croydon Council to the Levelling Up Fund, under round three.

The council applied to the Department for Levelling Up Housing and Communities (DLUHC) for the Reconnecting Croydon scheme, which will see six infrastructure and public realm projects funded to reconnect and revitalise Croydon's streetscape.

The vision for the project is to 'Reconnect, Refresh, Revitalise and Regenerate' the town centre, as part of Executive Mayor Jason Perry's priority for the wider regeneration of Croydon town centre.

The projects will provide improved connections throughout the town centre, so residents and visitors will be able to travel more easily through safer, greener and more pleasant routes.

The projects will cover the South End restaurant quarter, East Croydon station, West Croydon station and Old Town and Croydon Minster. Central to the bid is the delivery of a new civic square for the Fairfield cultural complex, connecting Queen's Gardens and Surrey Street Market.

Jason Perry, Executive Mayor of Croydon

"I'm delighted we have been successful in the Levelling Up Fund, round three. Our impressive bid submitted at round two has been assessed as high quality and ready to deliver.

"This will be a huge boost for Croydon Town Centre and will form part of my determination to restoring pride in our community, reconnect and regenerate Croydon."

November 20th, 2022 | In other news, Recent news

Progress To Date Continued - Croydon Healthy Homes

- The Croydon Healthy Home Service improves home energy efficiency and reduces fuel bills for vulnerable homeowners and renters, helping them access grants and support through government and supplier schemes, with assistance from application to post-installation.
- Run in-house since 2020, CHH provides a flexible, personalised service that adapts to new grant opportunities and simplifies access to complex funding for households.

Total number of households supported	2322
Homes identified as suitable for typical measures available via grants (Subject to consent, resident details are held if they are not currently eligible, or if a grant scheme is currently closed)	711
Referrals completed to external grant schemes (completed installation figures in separate box below)	625

Completed grant funded measures*	Total
Emergency boiler / first time central heating	80
High heat retention storage heaters	6
Heating controls	25
Air source heat pump	5
Loft / underfloor insulation	155
Solid wall insulation (external & internal)	125
Cavity wall insulation	17
Solar PV	223
Total number of measures installed	636
Total value of grant funded measures secured	£3,027,697
Total average annual CO₂ savings from installed measures (tonne)	351

*figures are not available from all grant schemes

Progress To Date Continued - Pensions

Highlights from the Last Two Years

- In September 2023, the Pension Committee adopted its first Responsible Investment Policy, focused on climate change and carbon-footprinting, with plans for net zero training.
- In December 2023, the Committee reviewed its fund manager's environmentally focused portfolio, including significant investments in wind farms.

Economic Development

Highlights from the Last Two Years

- Collaborating on green skills initiatives and quarterly employment and skills forums.
- LBC officers contributed to the South London Partnership to produce a report skills gap report, published in September 2023.



Progress To Date Continued - Waste and Recycling

Highlights from the Last Two Years

- We have maintained and increased recycling across the Borough.
- We have ensured a greater participation in the Food Waste Service.



Progress To Date Continued - Green Spaces

Highlights from the Last Two Years

- 1,085 new standard trees have been planted in streets, parks and housing sites, as well as approximately 500 whips in parks and woodlands.



Photograph showing tree planting in Ashburton Playing Fields in Addiscombe

Progress To Date Continued - Parking


Highlights from the Last Two Years

The Council has adopted a new Parking Policy in 2023 with a number of action points to make the service more transparent and efficient as well as supporting local businesses.

As part of the new policy the parking charges have been reviewed and on the 16 July 2024 emission bandings for parking charges were amended and tightened to encourage more efficient and less polluting vehicles. For example, for on and off-street parking there are now 3 emission-based bandings, and the middle band has been reduced from 1 – 185 grams/km CO₂ to 1 – 138 grams/km CO₂. Similar changes have been made to the permit bandings.

Other changes that are being introduced as part of the new policy include:

- Removing pay & display machines to reduce energy costs, reduce street clutter, maintenance and litter issues. The average carbon saved produced by the Council through this initiative per annum is 3.95 (tCO₂e).
- The use of virtual permits to reduce the need for posting paper permits.
- Reviewing footway parking across the borough to give more priority to pedestrians.
- Introducing more car club bays so some residents may choose not to own a car, therefore, reducing the reliance on the private car transport.



Photograph showing an electric vehicle charge point in the Borough

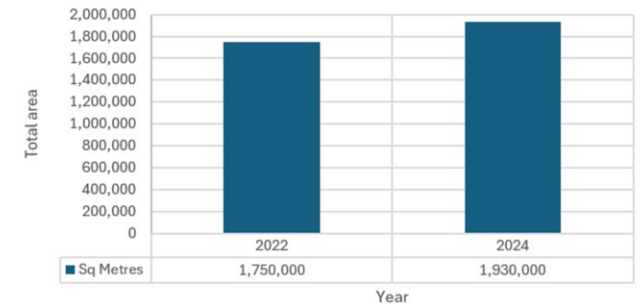
Progress To Date Continued - Biodiversity

Highlights from the Last Two Years

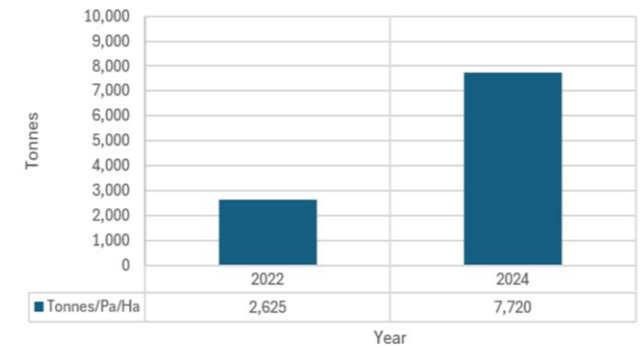
- There has been a 10% increase in naturalized grass and 10K sqm of chalk flower beds were created in collaboration with external partners.
- Dedicated machinery purchased to cut wild meadows.
- The creation of wildflower verges - one implemented by the London Wildlife Trust and another delivered by the Council.



Naturalised Grass



Sequestered Carbon



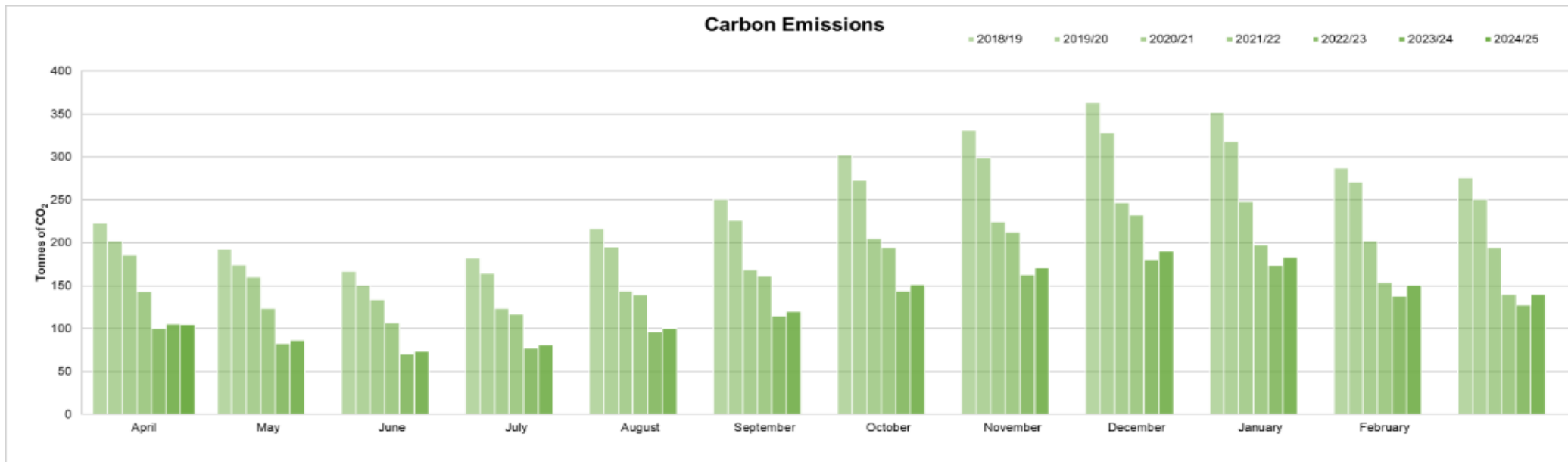
Progress To Date Continued - Street Lighting

Highlights from the Last Two Years

- Street lighting dimming was trialled on several roads across the Borough starting in January 2021, with a variant lighting policy introduced in February 2023.
- This initiative has led to a 30% reduction in energy demand, delivering cost savings and a 45% decrease in carbon emissions.



Photograph showing the street lighting dimming regime before and after implementation

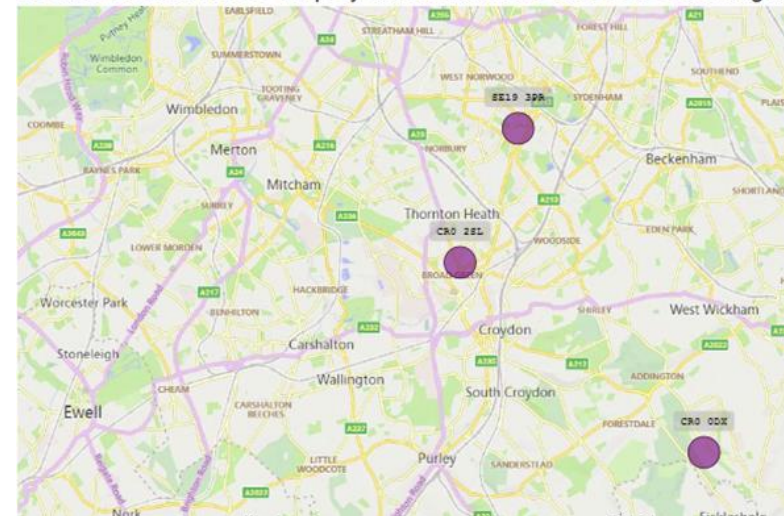


Progress To Date Continued - Housing

Highlights from the Last Two Years

- Ground source heat pumps installed in 3 housing blocks (118 homes) & 2 homes have air source heat pumps. Heat pump systems have the potential to deliver immediate carbon emission savings of 60-70% compared to conventional electric heating and 55-65% when compared to an efficient gas boiler.

Ground Source Heat Pump systems installed across the borough.



Photograph showing the location of the heat pump systems across the Borough

The Asset Management Strategy

- Sets out how we maintain, manage & invest in our Council homes
- Well managed estates = strong, healthy, safe & thriving communities
- Creating clean & green spaces relies on our land being well designed and investment in areas that deliver best outcomes for local residents
- Physical & financial performance underpins our strategy for Council Housing
- Needs to address wider challenges to the sector but more importantly it's about **what's right for Croydon**



Aims & Actions for 2025/26

- Build on the Sustainability Forum across Businesses, Schools, organisations and within the Council .
- Continue with emissions data reporting for scope 1 and 2 and additionally include Scope 3.
- Carry out a Climate Risk Assessment for Croydon.
- To present the revised Climate Action Plan to Cabinet in 2025.
- To progress and monitor the Climate Action Plan.
- To establish an internal governing board to oversee the implementation.



Further Contact

Do you need this information in another language or reading format such as Braille or large print?

If so, please contact climateaction@croydon.gov.uk

Would you like to be part of The Sustainable Croydon Forum?

Croydon Council is interested to work with the community in Croydon on climate action and explore any funding opportunities.

If you wish to be part of the solution in tackling the climate crisis and joining The Sustainable Croydon Forum, please complete one of the short surveys below.

Complete our survey on a Sustainable Croydon Forum

- If you are an association or organisation – [Complete this form](#)
- If you are a business – [Complete this form](#)
- If you are a school – [Complete this form](#)